

# P.E.S COLLEGE OF ENGINEERING, MANDYA - 571 401

(An Autonomous Institution Affiliated to VTU, Belagavi.)

Provisional Results of Eighth Semester BE Semester End Examination for the Academic year 2018-19 (June/July -19)

14-06-2019

## ELECTRONICS AND COMMUNICATION ENGINEERING

SL.No.	USN	NAME	P15EC81			P15EC821			P15EC824			P15EC831			P15EC832			P15EC85			P15EC86			P15AU841			P15CS841			SGPA	CLASS																			
			C	S	T	CR	GP	GR	C	S	T	CR	GP	GR	C	S	T	CR	GP	GR	C	S	T	CR	GP	GR	C	S	T			CR	GP	GR	C	S	T	CR	GP	GR										
1	4PS12EC115	LALCHHANDAMI V	37	26	63	3.0	8	B				27	23	50	3.0	7	C	25	31	56	3.0	7	C				35	80	115	8.0	9	A	38	31	69	2.0	8	B				25	23	48	3.0	5	D	7.68	FC	
2	4PS14EC012	BHUMIKA K J	32	28	60	3.0	8	B				33	29	62	3.0	8	B	33	27	60	3.0	8	B				42	85	127	8.0	9	A	32	34	66	2.0	8	B								8.36	FCD			
3	4PS14EC014	DINESH LAKSHMAN NAIK	42	43	85	3.0	9	A	40	39	79	3.0	9	A																																9.36	FCD			
4	4PS15EC001	A SUHAS	38	36	74	3.0	8	B	29	39	68	3.0	8	B																																8.82	FCD			
5	4PS15EC002	ABHILAKSHI N	45	42	87	3.0	9	A	45	35	80	3.0	9	A																																	9.23	FCD		
6	4PS15EC003	AKSHATA SAJJAN	45	43	88	3.0	9	A																																							8.95	FCD		
7	4PS15EC004	AKSHATHA B K	46	41	87	3.0	9	A	45	44	89	3.0	9	A																																		9.00	FCD	
8	4PS15EC006	AKSHAY GOWDA C M	43	25	68	3.0	8	B																																							7.64	FC		
9	4PS15EC007	ANIL KUMAR B R	38	32	70	3.0	8	B	33	30	63	3.0	8	B																																		8.73	FCD	
10	4PS15EC008	ANUPAMA K M	44	48	92	3.0	10	S																																								9.27	FCD	
11	4PS15EC009	ANUSHREE PAI G	43	42	85	3.0	9	A																																								9.09	FCD	
12	4PS15EC010	BHARATH N	37	40	77	3.0	9	A	43	38	81	3.0	9	A																																		9.32	FCD	
13	4PS15EC011	BHARATH U	48	41	89	3.0	9	A	41	41	82	3.0	9	A																																			9.32	FCD
14	4PS15EC012	CHANDINI K J	42	42	84	3.0	9	A	45	46	91	3.0	10	S																																		9.50	FCD	
15	4PS15EC014	CHEZHAN GOWDA H R	36	32	68	3.0	8	B																																									8.32	FCD
16	4PS15EC015	DARSHAN K R	33	28	61	3.0	8	B	35	32	67	3.0	8	B																																			8.59	FCD
17	4PS15EC016	DEEPTHI S	47	37	84	3.0	9	A																																									8.59	FCD
18	4PS15EC017	DHEERAJ UPADHYA	35	31	66	3.0	8	B	35	30	65	3.0	8	B																																			8.32	FCD
19	4PS15EC018	DINESH PARAMESHAPPA I	39	41	80	3.0	9	A	41	43	84	3.0	9	A																																			8.86	FCD
20	4PS15EC019	DISHA J H	41	31	72	3.0	8	B																																									8.68	FCD

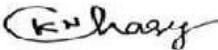
P15EC81 : - Wireless Communication Technologies  
 P15EC821 : - Satellite Communication  
 P15EC824 : - Algorithms for VLSI Physical design Automation  
 P15EC831 : - Advanced Wireless Technologies  
 P15EC832 : - Bio Medical Signal Processing

P15EC85 : - Project Work Phase - II  
 P15EC86 : - Internship  
 P15AU841 : - Automotive Mechanics - II  
 P15CS841 : - Data Base Management Systems

C - CIE, S - SEE, T - CIE+SEE, CR -Credits, GP - Grade Point , GR- Grade , 111 - Absent, DT - Detained  
 Transitional Grades: I - Satisfactory CIE and Attendance but Absent for SEE with permission  
 W - Withdrawn from the Course N - Not Eligible w.r.t either CIE / Attendance  
 G - Satisfactory CIE and Attendance but Absent for SEE without Permission  
 FCD - First Class with Distinction, FC - First Class, SC - Second Class, PC - Pass Class, FL - Fail  
 \* Mandatory Learning Course ( \*PP : Passed ; \*NP : Not Passed )  
 X - CIE > 44 and SEE < 20

Percentage Equivalence of Grade Points (10 - Point Scale)

SGPA	Percentage of Marks / Class (SGPA - 0.75) x 10	Level	Out-standing	Excellent	Very Good	Good	Average	Poor	Fail	
5.75	50 (Second Class)	Grade	S	A	B	C	D	E	F	
6.25	55	Grade Points	10	09	08	07	05	04	00	
6.75	60 (First Class)	Raw Score	P18 Scheme							
7.25	65		P18 Scheme	90 Above	89-80	79-70	69-60	59-50	49-40	Below 40
7.75	70 (Distinction)		P15, P17 Scheme	90 Above	89-75	74-60	59-50	49-46	45	Below 45
8.25	75									

  
 Dr. K. Narasimha Chary  
 Controller of Examinations  
 P.E.S. College of Engineering,  
 Mandya

**Note : Candidates are informed to bring to the notice of COE for any discrepancy, if any, within three days from the date of announcement of results. Subsequent requests will not be entertained.**





# P.E.S COLLEGE OF ENGINEERING, MANDYA - 571 401

(An Autonomous Institution Affiliated to VTU, Belagavi.)

Provisional Results of Eighth Semester BE Semester End Examination for the Academic year 2018-19 (June/July -19)

14-06-2019

## ELECTRONICS AND COMMUNICATION ENGINEERING

SL.No.	USN	NAME	140	P15EC81			P15EC821			P15EC824			P15EC831			P15EC832			P15EC85			P15EC86			P15AU841			P15CS841			SGPA	CLASS																					
				C	S	T	CR	GP	GR	C	S	T	CR	GP	GR	C	S	T	CR	GP	GR	C	S	T	CR	GP	GR	C	S	T			CR	GP	GR	C	S	T	CR	GP	GR												
63	4PS15EC070	POORNIMA M GOWDA		47	49	96	3.0	10	S	48	46	94	3.0	10	S							48	46	94	3.0	10	S	49	94	143	8.0	10	S	45	46	91	2.0	10	S							10.00	FCD						
64	4PS15EC071	PRAGATHI N		41	43	84	3.0	9	A	45	38	83	3.0	9	A							41	45	86	3.0	9	A	45	82	127	8.0	9	A	46	44	90	2.0	10	S							9.09	FCD						
65	4PS15EC072	PRAJWAL N		26	21	47	3.0	5	D	35	25	60	3.0	8	B							38	25	63	3.0	8	B	42	83	125	8.0	9	A	44	41	85	2.0	9	A							8.05	FCD						
66	4PS15EC073	PRAJWAL V		35	31	66	3.0	8	B	35	40	75	3.0	9	A							34	38	72	3.0	8	B	47	88	135	8.0	10	S	46	41	87	2.0	9	A							9.09	FCD						
67	4PS15EC074	PRAJWAL B S		31	28	59	3.0	7	C	34	36	70	3.0	8	B							28	21	49	3.0	5	D	42	82	124	8.0	9	A	46	44	90	2.0	10	S							8.00	FCD						
68	4PS15EC075	PRAVEEN S		37	27	64	3.0	8	B	36	30	66	3.0	8	B							36	28	64	3.0	8	B	49	94	143	8.0	10	S	45	46	91	2.0	10	S							8.91	FCD						
69	4PS15EC076	PREETHAM G J		48	38	86	3.0	9	A							37	32	69	3.0	8	B	39	42	81	3.0	9	A				46	80	126	8.0	9	A	45	46	91	2.0	10	S							8.95	FCD			
70	4PS15EC077	PUSHPA S P		43	39	82	3.0	9	A							33	34	67	3.0	8	B	44	36	80	3.0	9	A				45	80	125	8.0	9	A	44	48	92	2.0	10	S				41	38	79	3.0	9	A	8.95	FCD
71	4PS15EC078	RACHANA A		44	39	83	3.0	9	A							35	35	70	3.0	8	B	40	36	76	3.0	9	A				45	83	128	8.0	9	A	44	47	91	2.0	10	S							8.95	FCD			
72	4PS15EC079	RADHA M K		47	43	90	3.0	10	S	39	40	79	3.0	9	A							41	29	70	3.0	8	B	44	95	139	8.0	10	S	44	46	90	2.0	10	S							40	27	67	3.0	8	B	9.32	FCD
73	4PS15EC082	RAKSHITH C M		44	39	83	3.0	9	A	37	41	78	3.0	9	A							42	35	77	3.0	9	A	46	82	128	8.0	9	A	44	47	91	2.0	10	S							9.09	FCD						
74	4PS15EC083	RAKSHITH KUMAR B		47	36	83	3.0	9	A	42	33	75	3.0	9	A							43	39	82	3.0	9	A	49	99	148	8.0	10	S	43	42	85	2.0	9	A							9.36	FCD						
75	4PS15EC084	RAKSHITH M		47	45	92	3.0	10	S	42	48	90	3.0	10	S							43	37	80	3.0	9	A	49	99	148	8.0	10	S	45	45	90	2.0	10	S							9.73	FCD						
76	4PS15EC085	RAKSHITHA G		45	38	83	3.0	9	A							32	35	67	3.0	8	B	38	39	77	3.0	9	A				46	89	135	8.0	10	S	40	42	82	2.0	9	A							9.23	FCD			
77	4PS15EC086	RAVI KIRAN K B		46	44	90	3.0	10	S	40	46	86	3.0	9	A							46	41	87	3.0	9	A	47	85	132	8.0	9	A	43	40	83	2.0	9	A							9.14	FCD						
78	4PS15EC089	ROHITH P H		46	45	91	3.0	10	S	43	40	83	3.0	9	A							45	40	85	3.0	9	A	47	97	144	8.0	10	S	45	42	87	2.0	9	A							9.50	FCD						
79	4PS15EC090	ROJA S		35	26	61	3.0	8	B							33	33	66	3.0	8	B	35	35	70	3.0	8	B				45	91	136	8.0	10	S	43	42	85	2.0	9	A							8.82	FCD			
80	4PS15EC091	SACHIN H R		33	28	61	3.0	8	B							26	22	48	3.0	5	D	29	22	51	3.0	7	C				43	92	135	8.0	10	S	46	41	87	2.0	9	A							8.27	FCD			
81	4PS15EC092	SAGAR L P		43	36	79	3.0	9	A	34	36	70	3.0	8	B							40	38	78	3.0	9	A	45	96	141	8.0	10	S	48	44	92	2.0	10	S							9.32	FCD						
82	4PS15EC094	SANJANA S R		47	48	95	3.0	10	S	44	45	89	3.0	9	A							46	46	92	3.0	10	S	49	90	139	8.0	10	S	43	45	88	2.0	9	A							9.77	FCD						
83	4PS15EC096	SHASHANK AP		48	47	95	3.0	10	S	41	36	77	3.0	9	A							42	34	76	3.0	9	A	47	84	131	8.0	9	A	44	45	89	2.0	9	A							9.27	FCD						

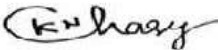
P15EC81 : - Wireless Communication Technologies  
 P15EC821 : - Satellite Communication  
 P15EC824 : - Algorithms for VLSI Physical design Automation  
 P15EC831 : - Advanced Wireless Technologies  
 P15EC832 : - Bio Medical Signal Processing

P15EC85 : - Project Work Phase - II  
 P15EC86 : - Internship  
 P15AU841 : - Automotive Mechanics - II  
 P15CS841 : - Data Base Management Systems

C - CIE, S - SEE, T - CIE+SEE, CR -Credits, GP - Grade Point , GR- Grade , 111 - Absent, DT - Detained  
 Transitional Grades: I - Satisfactory CIE and Attendance but Absent for SEE with permission  
 W - Withdrawn from the Course N - Not Eligible w.r.t either CIE / Attendance  
 G - Satisfactory CIE and Attendance but Absent for SEE without Permission  
 FCD - First Class with Distinction, FC - First Class, SC - Second Class, PC - Pass Class, FL - Fail  
 \* Mandatory Learning Course ( \*PP : Passed ; \*NP : Not Passed )  
 X - CIE > 44 and SEE < 20

Percentage Equivalence of Grade Points (10 - Point Scale)

SGPA	Percentage of Marks / Class (SGPA - 0.75) x 10	Level	Out - standing	Excellent	Very Good	Good	Average	Poor	Fail
5.75	50 (Second Class)	Grade	S	A	B	C	D	E	F
6.25	55	Grade Points	10	09	08	07	05	04	00
6.75	60 (First Class)	Raw Score	P18 Scheme						
7.25	65		90 Above	89-80	79-70	69-60	59-50	49-40	Below 40
7.75	70 (Distinction)		P15, P17 Scheme						
8.25	75		90 Above	89-75	74-60	59-50	49-46	45	Below 45

  
 Dr. K. Narasimha Chary  
 Controller of Examinations  
 P.E.S. College of Engineering,  
 Mandya

**Note : Candidates are informed to bring to the notice of COE for any discrepancy, if any, within three days from the date of announcement of results. Subsequent requests will not be entertained.**

# P.E.S COLLEGE OF ENGINEERING, MANDYA - 571 401

(An Autonomous Institution Affiliated to VTU, Belagavi.)

Provisional Results of Eighth Semester BE Semester End Examination for the Academic year 2018-19 (June/July -19)

14-06-2019

## ELECTRONICS AND COMMUNICATION ENGINEERING

SL.No.	USN	NAME	140	P15EC81				P15EC821				P15EC824				P15EC831				P15EC832				P15EC85				P15EC86				P15AU841				P15CS841				SGPA	CLASS												
				C	S	T	CR	GP	GR	C	S	T	CR	GP	GR	C	S	T	CR	GP	GR	C	S	T	CR	GP	GR	C	S	T	CR	GP	GR	C	S	T	CR	GP	GR			C	S	T	CR	GP	GR						
84	4PS15EC097	SHAUN GEOFF LEWIS		35	26	61	3.0	8	B	31	30	61	3.0	8	B									30	30	60	3.0	8	B	45	82	127	8.0	9	A	46	42	88	2.0	9	A									8.45	FCD		
85	4PS15EC098	SHILPASHREE B G		48	49	97	3.0	10	S	44	44	88	3.0	9	A									46	44	90	3.0	10	S	50	90	140	8.0	10	S	46	41	87	2.0	9	A					48	40	88	3.0	9	A	9.64	FCD
86	4PS15EC099	SHIVARAJU C		48	47	95	3.0	10	S	38	48	86	3.0	9	A									45	47	92	3.0	10	S	47	95	142	8.0	10	S	46	45	91	2.0	10	S									9.73	FCD		
87	4PS15EC100	SHRAVYA H R		48	48	96	3.0	10	S	44	45	89	3.0	9	A									45	43	88	3.0	9	A	49	94	143	8.0	10	S	48	47	95	2.0	10	S									9.73	FCD		
88	4PS15EC101	SHREEVATSA H S		40	39	79	3.0	9	A	34	35	69	3.0	8	B									36	27	63	3.0	8	B	35	90	125	8.0	9	A	46	42	88	2.0	9	A									8.45	FCD		
89	4PS15EC102	SHREYAS J		41	27	68	3.0	8	B	30	27	57	3.0	7	C									40	28	68	3.0	8	B	46	81	127	8.0	9	A	47	40	87	2.0	9	A									8.32	FCD		
90	4PS15EC103	SHWETHA V		45	42	87	3.0	9	A							28	21	49	3.0	5	D	35	30	65	3.0	8	B					42	87	129	8.0	9	A	47	46	93	2.0	10	S									8.41	FCD
91	4PS15EC104	SINDHU B		45	36	81	3.0	9	A	38	42	80	3.0	9	A									44	37	81	3.0	9	A	48	95	143	8.0	10	S	46	42	88	2.0	9	A									9.23	FCD		
92	4PS15EC106	SOWNDARYA K		47	29	76	3.0	9	A	31	43	74	3.0	8	B									37	37	74	3.0	8	B	36	82	118	8.0	9	A	46	41	87	2.0	9	A									8.73	FCD		
93	4PS15EC107	SPOORTHI M R		35	20	55	3.0	7	C	33	35	68	3.0	8	B									34	34	68	3.0	8	B	47	80	127	8.0	9	A	44	42	86	2.0	9	A									8.32	FCD		
94	4PS15EC108	SUMANTH H S		46	41	87	3.0	9	A	41	48	89	3.0	9	A									46	37	83	3.0	9	A	41	83	124	8.0	9	A	44	45	89	2.0	9	A									9.00	FCD		
95	4PS15EC109	SUPREETH P		46	47	93	3.0	10	S	42	49	91	3.0	10	S									44	43	87	3.0	9	A	47	97	144	8.0	10	S	46	44	90	2.0	10	S									9.73	FCD		
96	4PS15EC111	TANMAYA S A		48	49	97	3.0	10	S							45	48	93	3.0	10	S	49	47	96	3.0	10	S					45	92	137	8.0	10	S	46	47	93	2.0	10	S									10.00	FCD
97	4PS15EC112	VARSHA S SWAMY		47	30	77	3.0	9	A	36	38	74	3.0	8	B									39	29	68	3.0	8	B	48	95	143	8.0	10	S	46	45	91	2.0	10	S									8.91	FCD		
98	4PS15EC113	VATHSALA C		46	40	86	3.0	9	A	31	39	70	3.0	8	B									42	35	77	3.0	9	A	46	90	136	8.0	10	S	46	40	86	2.0	9	A									9.23	FCD		
99	4PS15EC114	VINAYKUMAR J		36	27	63	3.0	8	B	32	25	57	3.0	7	C									26	26	52	3.0	7	C	46	82	128	8.0	9	A	46	42	88	2.0	9	A					36	23	59	3.0	7	C	8.05	FCD
100	4PS15EC116	VISHWANATH S		47	41	88	3.0	9	A	36	39	75	3.0	9	A									45	32	77	3.0	9	A	45	88	133	8.0	9	A	45	43	88	2.0	9	A									9.00	FCD		
101	4PS15EC117	VIVEK VAIBHAV S		37	13	50	3.0	0	F	27	36	63	3.0	8	B									37	23	60	3.0	8	B	44	95	139	8.0	10	S	46	44	90	2.0	10	S									7.82	FL		
102	4PS15EC118	YOGESH B L		42	34	76	3.0	9	A	38	47	85	3.0	9	A									44	29	73	3.0	8	B	47	96	143	8.0	10	S	44	44	88	2.0	9	A									9.23	FCD		
103	4PS15EC119	HARSHITH M R		48	33	81	3.0	9	A	43	42	85	3.0	9	A									43	38	81	3.0	9	A	49	97	146	8.0	10	S	46	40	86	2.0	9	A									9.36	FCD		
104	4PS15EC120	YASHAS K R		48	33	81	3.0	9	A							34	33	67	3.0	8	B	32	37	69	3.0	8	B					47	82	129	8.0	9	A	45	45	90	2.0	10	S									8.82	FCD

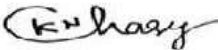
P15EC81 : - Wireless Communication Technologies  
 P15EC821 : - Satellite Communication  
 P15EC824 : - Algorithms for VLSI Physical design Automation  
 P15EC831 : - Advanced Wireless Technologies  
 P15EC832 : - Bio Medical Signal Processing

P15EC85 : - Project Work Phase - II  
 P15EC86 : - Internship  
 P15AU841 : - Automotive Mechanics - II  
 P15CS841 : - Data Base Management Systems

C - CIE, S - SEE, T - CIE+SEE, CR -Credits, GP - Grade Point , GR- Grade , 111 - Absent, DT - Detained  
 Transitional Grades: I - Satisfactory CIE and Attendance but Absent for SEE with permission  
 W - Withdrawn from the Course N - Not Eligible w.r.t either CIE / Attendance  
 G - Satisfactory CIE and Attendance but Absent for SEE without Permission  
 FCD - First Class with Distinction, FC - First Class, SC - Second Class, PC - Pass Class, FL - Fail  
 \* Mandatory Learning Course ( \*PP : Passed ; \*NP : Not Passed )  
 X - CIE > 44 and SEE < 20

Percentage Equivalence of Grade Points (10 - Point Scale)

SGPA	Percentage of Marks / Class (SGPA - 0.75) x 10	Level	Out-standing	Excellent	Very Good	Good	Average	Poor	Fail	
5.75	50 (Second Class)	Grade	S	A	B	C	D	E	F	
6.25	55	Grade Points	10	09	08	07	05	04	00	
6.75	60 (First Class)	Raw Score	P18 Scheme	90 Above	89-80	79-70	69-60	59-50	49-40	Below 40
7.25	65		P15, P17 Scheme	90 Above	89-75	74-60	59-50	49-46	45	Below 45
7.75	70 (Distinction)									
8.25	75									

  
 Dr. K. Narasimha Chary  
 Controller of Examinations  
 P.E.S. College of Engineering,  
 Mandya

**Note : Candidates are informed to bring to the notice of COE for any discrepancy, if any, within three days from the date of announcement of results. Subsequent requests will not be entertained.**

# P.E.S COLLEGE OF ENGINEERING, MANDYA - 571 401

(An Autonomous Institution Affiliated to VTU, Belagavi.)

Provisional Results of Eighth Semester BE Semester End Examination for the Academic year 2018-19 (June/July -19)

14-06-2019

## ELECTRONICS AND COMMUNICATION ENGINEERING

SL.No.	USN	NAME	140	P15EC81										P15EC821										P15EC824										P15EC831										P15EC832										P15EC85										P15EC86										P15AU841										P15CS841										SGPA	CLASS
				C	S	T	CR	GP	GR	C	S	T	CR	GP	GR	C	S	T	CR	GP	GR	C	S	T	CR	GP	GR	C	S	T	CR	GP	GR	C	S	T	CR	GP	GR	C	S	T	CR	GP	GR	C	S	T	CR	GP	GR	C	S	T	CR	GP	GR	C	S	T	CR	GP	GR																																
105	4PS15EC121	DEEPAK V G		43	36	79	3.0	9	A							36	27	63	3.0	8	B	34	33	67	3.0	8	B							49	99	148	8.0	10	S	38	46	84	2.0	9	A																									8.95	FCD																								
106	4PS15EC122	MADHUCHANDRA L		48	44	92	3.0	10	S							39	41	80	3.0	9	A							43	40	83	3.0	9	A	49	94	143	8.0	10	S	40	46	86	2.0	9	A																			9.64	FCD																														
107	4PS15EC123	MANASA M R		48	35	83	3.0	9	A	39	43	82	3.0	9	A													46	43	89	3.0	9	A	49	97	146	8.0	10	S	46	44	90	2.0	10	S																			9.59	FCD																														
108	4PS15EC422	SHUAIB AHAMED Z		41	36	77	3.0	9	A							31	23	54	3.0	7	C	37	29	66	3.0	8	B							43	86	129	8.0	9	A	45	43	88	2.0	9	A																			8.45	FCD																														
109	4PS15EC429	VARSHITHA Y K		37	31	68	3.0	8	B							35	28	63	3.0	8	B	33	28	61	3.0	8	B							36	85	121	8.0	9	A	33	41	74	2.0	8	B																			8.36	FCD																														
110	4PS16EC401	CHANDAN KUMAR M P		44	32	76	3.0	9	A	38	44	82	3.0	9	A													45	41	86	3.0	9	A	45	97	142	8.0	10	S	45	41	86	2.0	9	A																			9.36	FCD																														
111	4PS16EC402	CHIRANJEEVI MAYUR D		33	28	61	3.0	8	B	25	36	61	3.0	8	B							25	22	47	3.0	5	D							44	98	142	8.0	10	S	40	45	85	2.0	9	A																			8.41	FCD																														
112	4PS16EC403	CHRISTY JOSEPH D MELL		32	20	52	3.0	7	C							25	24	49	3.0	5	D	25	22	47	3.0	5	D							43	98	141	8.0	10	S	42	44	86	2.0	9	A																			7.86	FCD																														
113	4PS16EC404	FEROZ KHAN		38	34	72	3.0	8	B	25	27	52	3.0	7	C							29	22	51	3.0	7	C							44	95	139	8.0	10	S	34	38	72	2.0	8	B																			8.45	FCD																														
114	4PS16EC406	HEMALATHA V		48	31	79	3.0	9	A							38	30	68	3.0	8	B	36	25	61	3.0	8	B							37	94	131	8.0	9	A	44	46	90	2.0	10	S																			8.82	FCD																														
115	4PS16EC407	HEMANTH KUMAR G M		29	28	57	3.0	7	C	27	27	54	3.0	7	C													27	27	54	3.0	7	C	34	85	119	8.0	9	A	40	35	75	2.0	9	A																			8.05	FCD																														
116	4PS16EC408	KAVITHA M		47	39	86	3.0	9	A	38	46	84	3.0	9	A													44	42	86	3.0	9	A	46	90	136	8.0	10	S	46	41	87	2.0	9	A																			9.50	FCD																														
117	4PS16EC409	KIRAN T S		41	43	84	3.0	9	A	34	39	73	3.0	8	B													42	44	86	3.0	9	A	44	97	141	8.0	10	S	41	41	82	2.0	9	A																			9.23	FCD																														
118	4PS16EC410	LEKHANA V		43	34	77	3.0	9	A							39	32	71	3.0	8	B	33	29	62	3.0	8	B							37	95	132	8.0	9	A	44	40	84	2.0	9	A																			8.73	FCD																														
119	4PS16EC411	MAHESHA K S		45	34	79	3.0	9	A	38	41	79	3.0	9	A													44	48	92	3.0	10	S	44	95	139	8.0	10	S	41	41	82	2.0	9	A																			9.50	FCD																														
120	4PS16EC412	MAMATHA A P		42	34	76	3.0	9	A	36	43	79	3.0	9	A													43	43	86	3.0	9	A	45	90	135	8.0	10	S	46	42	88	2.0	9	A																			9.36	FCD																														
121	4PS16EC413	MONIKA H R		48	45	93	3.0	10	S	38	47	85	3.0	9	A													43	45	88	3.0	9	A	38	95	133	8.0	9	A	42	42	84	2.0	9	A																			9.27	FCD																														
122	4PS16EC414	NISHANTH H K		33	26	59	3.0	7	C							25	20	45	3.0	4	E							41	38	79	3.0	9	A	44	96	140	8.0	10	S	41	41	82	2.0	9	A																			8.27	FCD																														
123	4PS16EC415	POONACHA K M		47	34	81	3.0	9	A	25	37	62	3.0	8	B													44	33	77	3.0	9	A	44	80	124	8.0	9	A	33	44	77	2.0	9	A																			8.73	FCD																														
124	4PS16EC416	PRATHEEK P		41	44	85	3.0	9	A	34	41	75	3.0	9	A													42	43	85	3.0	9	A	47	85	132	8.0	9	A	44	42	86	2.0	9	A																			9.00	FCD																														
125	4PS16EC417	PRAVEENKUMAR R		47	46	93	3.0	10	S	39	41	80	3.0	9	A													44	44	88	3.0	9	A	47	95	142	8.0	10	S	45	41	86	2.0	9	A																			9.50	FCD																														


- P15EC81 : - Wireless Communication Technologies
- P15EC821 : - Satellite Communication
- P15EC824 : - Algorithms for VLSI Physical design Automation
- P15EC831 : - Advanced Wireless Technologies
- P15EC832 : - Bio Medical Signal Processing

- P15EC85 : - Project Work Phase - II
- P15EC86 : - Internship
- P15AU841 : - Automotive Mechanics - II
- P15CS841 : - Data Base Management Systems

C - CIE, S - SEE, T - CIE+SEE, CR -Credits, GP - Grade Point , GR- Grade , 111 - Absent, DT - Detained  
 Transitional Grades: I - Satisfactory CIE and Attendance but Absent for SEE with permission  
 W - Withdrawn from the Course N - Not Eligible w.r.t either CIE / Attendance  
 G -Satisfactory CIE and Attendance but Absent for SEE without Permission  
 FCD - First Class with Distinction, FC - First Class, SC - Second Class, PC - Pass Class, FL - Fail  
 \* Mandatory Learning Course ( \*PP : Passed ; \*NP : Not Passed )  
 X - CIE > 44 and SEE < 20

Percentage Equivalence of Grade Points (10 - Point Scale)

SGPA	Percentage of Marks / Class (SGPA - 0.75) x 10	Level	Out-standing	Excellent	Very Good	Good	Average	Poor	Fail	
5.75	50 (Second Class)	Grade	S	A	B	C	D	E	F	
6.25	55	Grade Points	10	09	08	07	05	04	00	
6.75	60 (First Class)	Raw Score	P18 Scheme	90 Above	89-80	79-70	69-60	59-50	49-40	Below 40
7.25	65		P15, P17 Scheme	90 Above	89-75	74-60	59-50	49-46	45	Below 45
7.75	70 (Distinction)									
8.25	75									



Dr. K. Narasimha Chary  
 Controller of Examinations  
 P.E.S. College of Engineering,  
 Mandya

**Note : Candidates are informed to bring to the notice of COE for any discrepancy, if any, within three days from the date of announcement of results. Subsequent requests will not be entertained.**

# P.E.S COLLEGE OF ENGINEERING, MANDYA - 571 401

(An Autonomous Institution Affiliated to VTU, Belagavi.)

Provisional Results of Eighth Semester BE Semester End Examination for the Academic year 2018-19 (June/July -19)

14-06-2019

## ELECTRONICS AND COMMUNICATION ENGINEERING

SL.No.	USN	NAME	140	P15EC81			P15EC821			P15EC824			P15EC831			P15EC832			P15EC85			P15EC86			P15AU841			P15CS841			SGPA	CLASS																		
				C	S	T	CR	GP	GR	C	S	T	CR	GP	GR	C	S	T	CR	GP	GR	C	S	T	CR	GP	GR	C	S	T			CR	GP	GR	C	S	T	CR	GP	GR									
126	4PS16EC418	PREETHU M		32	35	67	3.0	8	B	32	34	66	3.0	8	B							36	34	70	3.0	8	B	36	93	129	8.0	9	A	33	42	75	2.0	9	A							8.59	FCD			
127	4PS16EC419	RAJESHA H K		46	46	92	3.0	10	S	40	39	79	3.0	9	A							45	43	88	3.0	9	A	45	89	134	8.0	9	A	48	38	86	2.0	9	A							9.14	FCD			
128	4PS16EC420	RAMESHA		45	42	87	3.0	9	A	40	43	83	3.0	9	A							46	45	91	3.0	10	S	49	91	140	8.0	10	S	45	45	90	2.0	10	S							9.59	FCD			
129	4PS16EC421	REVATHI N		44	38	82	3.0	9	A							32	22	54	3.0	7	C	34	31	65	3.0	8	B				41	83	124	8.0	9	A	48	41	89	2.0	9	A							8.59	FCD
130	4PS16EC422	SANGANAGOUDA		25	21	46	3.0	5	D							25	20	45	3.0	4	E	25	20	45	3.0	4	E				31	70	101	8.0	8	B	27	41	68	2.0	8	B							6.50	SC
131	4PS16EC423	SHIVAKUMARA M P		38	36	74	3.0	8	B							25	26	51	3.0	7	C	25	23	48	3.0	5	D				45	94	139	8.0	10	S	43	42	85	2.0	9	A							8.27	FCD
132	4PS16EC424	SHIVAKUMARA S		47	41	88	3.0	9	A	39	41	80	3.0	9	A							42	42	84	3.0	9	A	45	96	141	8.0	10	S	44	43	87	2.0	9	A							9.36	FCD			
133	4PS16EC425	SINDHU P		48	36	84	3.0	9	A	38	41	79	3.0	9	A							43	46	89	3.0	9	A	46	89	135	8.0	10	S	40	40	80	2.0	9	A							9.23	FCD			
134	4PS16EC426	SUPRITHA M		37	33	70	3.0	8	B	38	36	74	3.0	8	B							41	39	80	3.0	9	A	46	89	135	8.0	10	S	40	45	85	2.0	9	A							8.95	FCD			
135	4PS16EC427	SURAIYA SULTANA		44	43	87	3.0	9	A							39	31	70	3.0	8	B	45	44	89	3.0	9	A				43	91	134	8.0	9	A	38	46	84	2.0	9	A							9.00	FCD
136	4PS16EC428	TAYABA AFSHAN		43	29	72	3.0	8	B							25	20	45	3.0	4	E	36	35	71	3.0	8	B				44	92	136	8.0	10	S	43	45	88	2.0	9	A							8.27	FCD
137	4PS16EC429	VENUGOPAL		41	35	76	3.0	9	A	31	41	72	3.0	8	B							43	38	81	3.0	9	A	47	81	128	8.0	9	A	44	41	85	2.0	9	A							8.86	FCD			
138	4PS16EC430	VIDYA R		32	34	66	3.0	8	B	32	34	66	3.0	8	B							40	35	75	3.0	9	A	46	90	136	8.0	10	S	40	45	85	2.0	9	A							7.86	FL			
139	4PS16EC431	VIVEK N		41	29	70	3.0	8	B							33	26	59	3.0	7	C	30	25	55	3.0	7	C				33	90	123	8.0	9	A	42	44	86	2.0	9	A							8.32	FCD


P15EC81 : - Wireless Communication Technologies  
 P15EC821 : - Satellite Communication  
 P15EC824 : - Algorithms for VLSI Physical design Automation  
 P15EC831 : - Advanced Wireless Technologies  
 P15EC832 : - Bio Medical Signal Processing

P15EC85 : - Project Work Phase - II  
 P15EC86 : - Internship  
 P15AU841 : - Automotive Mechanics - II  
 P15CS841 : - Data Base Management Systems

C - CIE, S - SEE, T - CIE+SEE, CR -Credits, GP - Grade Point , GR- Grade , 111 - Absent, DT - Detained  
 Transitional Grades: I - Satisfactory CIE and Attendance but Absent for SEE with permission  
 W - Withdrawn from the Course N - Not Eligible w.r.t either CIE / Attendance  
 G -Satisfactory CIE and Attendance but Absent for SEE without Permission  
 FCD - First Class with Distinction, FC - First Class, SC - Second Class, PC - Pass Class, FL - Fail  
 \* Mandatory Learning Course ( \*PP : Passed ; \*NP : Not Passed )  
 X - CIE > 44 and SEE < 20

Percentage Equivalence of Grade Points (10 - Point Scale)

SGPA	Percentage of Marks / Class (SGPA - 0.75) x 10	Level	Out - standing	Excellent	Very Good	Good	Average	Poor	Fail
5.75	50 (Second Class)	Grade	S	A	B	C	D	E	F
6.25	55	Grade Points	10	09	08	07	05	04	00
6.75	60 (First Class)	P18 Scheme	90 Above	89-80	79-70	69-60	59-50	49-40	Below 40
7.25	65	P15, P17 Scheme	90 Above	89-75	74-60	59-50	49-46	45	Below 45
7.75	70 (Distinction)	Raw Score							
8.25	75								



Dr. K. Narasimha Chary  
 Controller of Examinations  
 P.E.S. College of Engineering,  
 Mandya

Note : Candidates are informed to bring to the notice of COE for any discrepancy, if any, within three days from the date of announcement of results. Subsequent requests will not be entertained.